



Presbyterian Support  
South Canterbury

AT A GLANCE 2020/21



**460+**  
STAFF MEMBERS

**17m+**

ANNUAL WAGE SPEND

**6292**

VOLUNTEER HOURS

**22m+**

SPENT ON CAPITAL PROJECTS  
(PAST 17 YEARS)

**21m+**

SPENT LOCALLY

MAJOR AWARDS

South Canterbury Chamber of Commerce  
Business Excellence awards 2019



AT A GLANCE 2020/21

**940+**

OLDER PEOPLE IN OUR CARE  
(residential & home based)

**3**

CARE FACILITIES  
(rest home level, hospital level  
& disability unit)



**316,002+**

MEALS PRODUCED



**677+**

MEALS ON WHEELS



**39,644+**

FROZEN MEALS

**177**

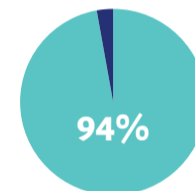
RESIDENTIAL CARE ROOMS  
(residential & home based)

**581**

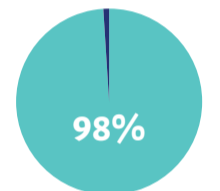
CLIENTS RECEIVING  
HOME BASED CARE

**1,407**

RESPITE CARE ADMISSIONS



of residential clients\* said  
the service made a positive  
difference to their life



of community services clients\*  
said the service made a positive  
difference to their life

\* PSSC Aged Care Satisfaction Surveys 2020/2021

**5,139**

ENLIVEN TE POKAPŪ  
ATTENDANCES



Family Works

AT A GLANCE 2020/21



**1354+**

TAMARIKI & WHĀNAU  
SUPPORTED  
by a diverse range of services from  
one-on-one support to group programmes

**150**

LOCAL FAMILIES SUPPORTED  
under Family start contract

**193**

TAMARIKI ATTENDED  
PROGRAMMES

for help with issues such as anger, aggression,  
frustration, difficult behaviours, family violence

**4** SOCIAL WORKERS IN

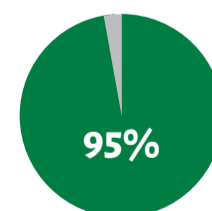
**8** SOUTH CANTERBURY  
SCHOOLS (SWIS) HELPED  
TAMARIKI & THEIR WHANAU

**176**

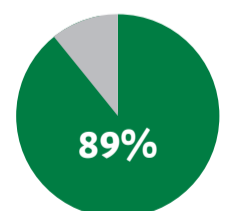


**772**

CLIENTS SUPPORTED  
with social work and/or counselling



overall satisfaction  
of services



of children learned new  
skills/strategies that  
were useful

**191**

WHĀNAU PARTICIPATED IN  
PARENTING PROGRAMMES